

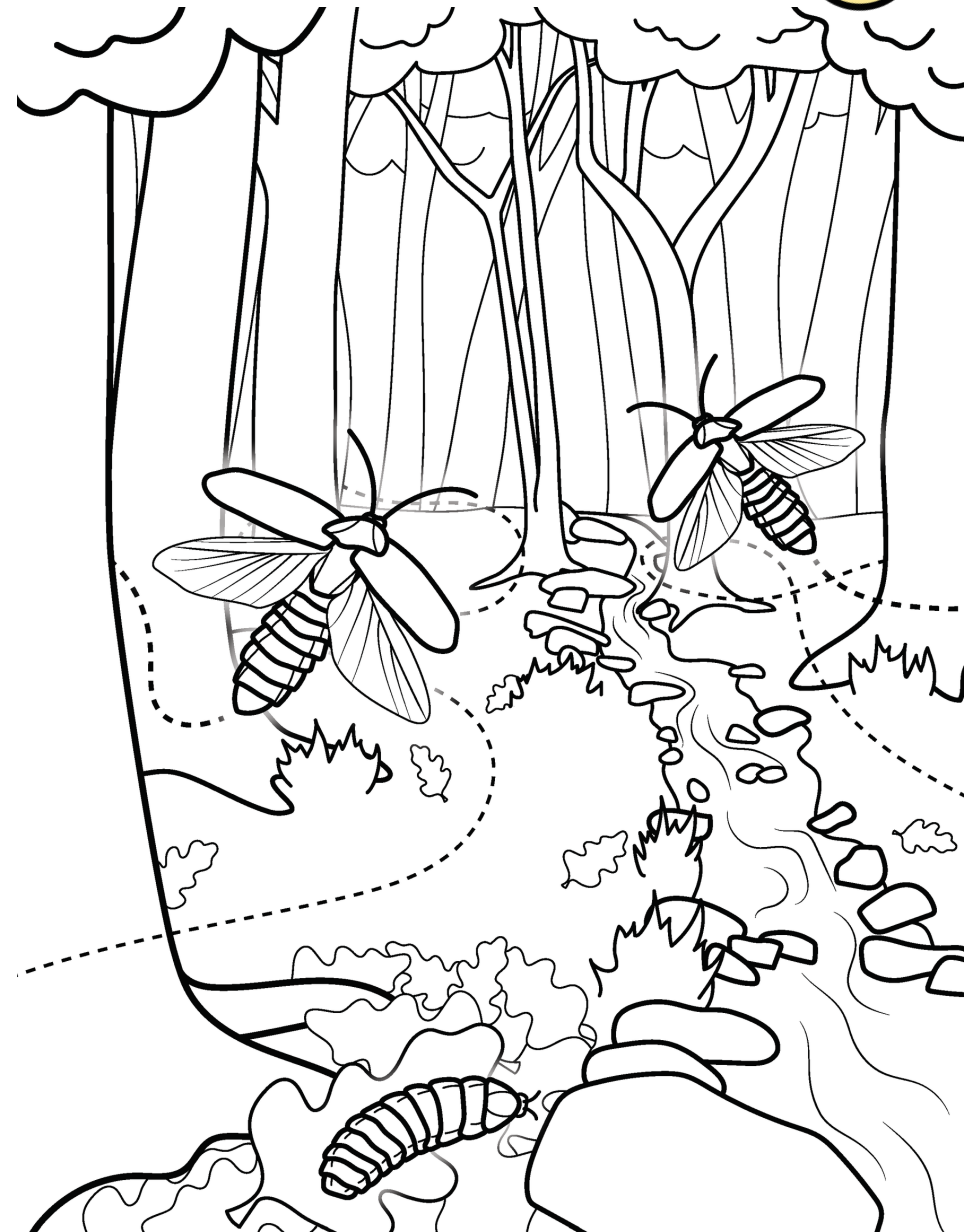

How to Catch Fireflies Safely (And Let Them Go)

1. Go out at the time of day when you are most likely to see fireflies- twilight or night time during the summer are best!.
2. Turn off the lights outside your house and try not to shine your flashlight at the fireflies.
3. Catch the fireflies using a net and place them in a clear jar with air holes on the lid.
4. Add moisture to the jar by placing a damp paper towel inside. You can also add apple slices for food!
5. Let them go! We love fireflies but they deserve to be outside to make sure they stick around for next year!
6. Happy Firefly Season!



Survival of the Firefly

Color in the fireflies to bring them to life!



Can you help your firefly survive?

Fireflies have laid eggs in your yard! Do you choose to rake up all the leaves?

YES

NO

Oh no! The fireflies have nowhere to live and didn't make it

Congrats the eggs have hatched into larvae!

Firefly larvae are living in your yard! Do you cancel your regular pesticide spray?

YES

NO

Congrats the larvae have plenty of food to eat

Oh no! The pesticides killed all the larvae's food and it couldn't eat!

Firefly larvae have developed into pupa! Do you cut down your trees?

YES

NO

Oh no! The fireflies can't attach to trees to undergo metamorphosis

Congrats the yard has plenty of trees for the fireflies to undergo metamorphosis!



The fireflies are now adults! Do you turn off all your outside lights at night?

YES

NO

Congrats! The fireflies were able to reproduce. You will see them next summer!

Oh no! The fireflies were not able to reproduce. They did not lay eggs in your yard.



Down

1. Along with food and shelter, all fireflies need _____ to stay alive. They get thirsty too!

2. Having tall _____ to provide shade are important for multiple stages of the firefly life cycle. They like to hang out on branches!

3. Don't spray _____ in your yard to have a healthy firefly population. These harsh chemicals often kill fireflies and the insects and slugs they feed on as larvae.

Across

4. Part of an old tree in the woods that makes an excellent place for fireflies to lay their eggs. Leave that _____ in place for firefly habitat!

5. Turning _____ off at night makes it easier for fireflies to see each other flashing. When it's dark in the summer you can watch the fireflies glow!

6. When _____ fall out of trees, they provide fireflies a place to lay their eggs and hide underneath. Don't rake up this natural habitat!

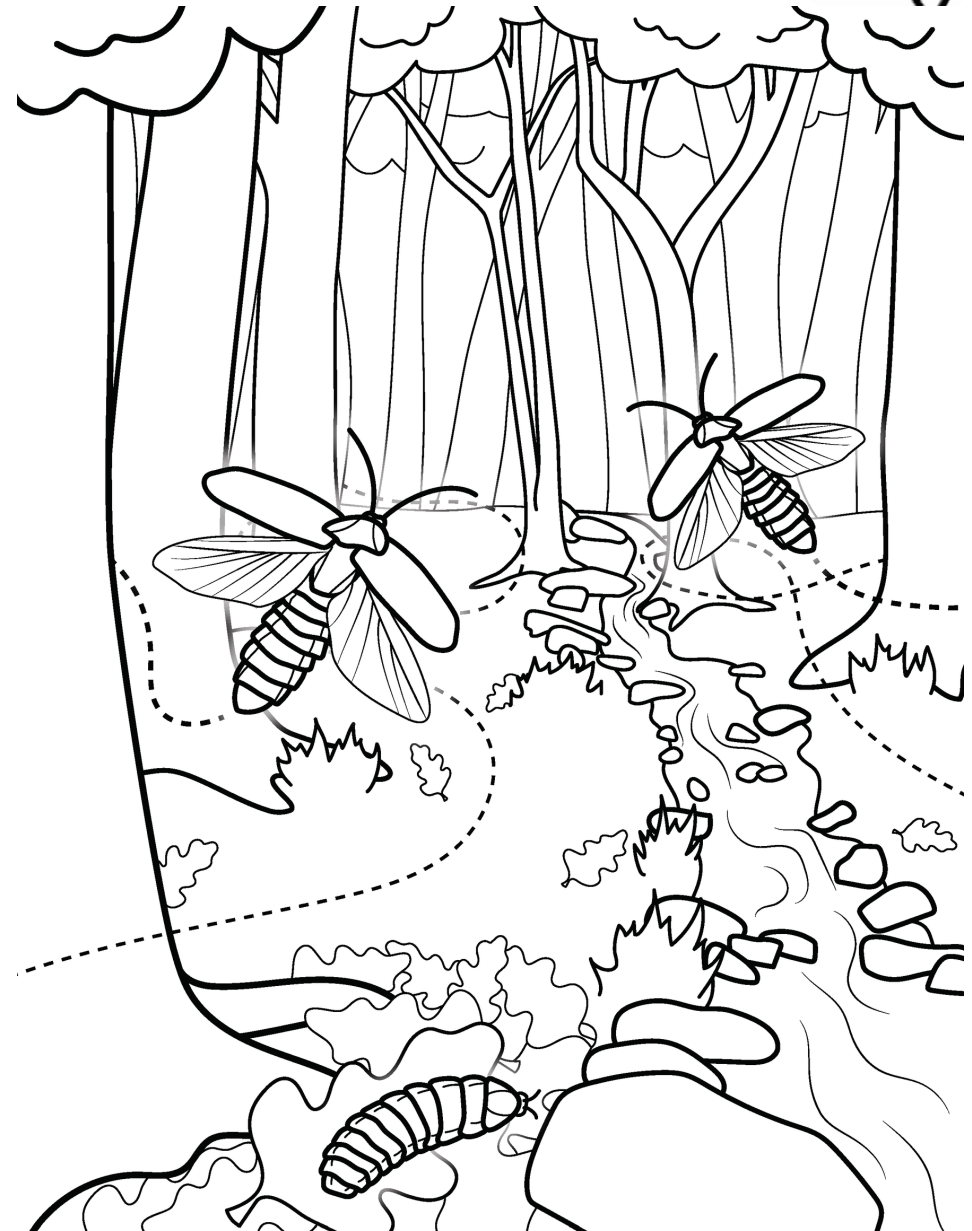
How to Catch Fireflies Safely (And Let Them Go)

1. Go out at the time of day when you are most likely to see fireflies- twilight or night time during the summer are best!.
2. Turn off the lights outside your house and try not to shine your flashlight at the fireflies.
3. Catch the fireflies using a net and place them in a clear jar with air holes on the lid.
4. Add moisture to the jar by placing a damp paper towel inside. You can also add apple slices for food!
5. Let them go! We love fireflies but they deserve to be outside to make sure they stick around for next year!
6. Happy Firefly Season!


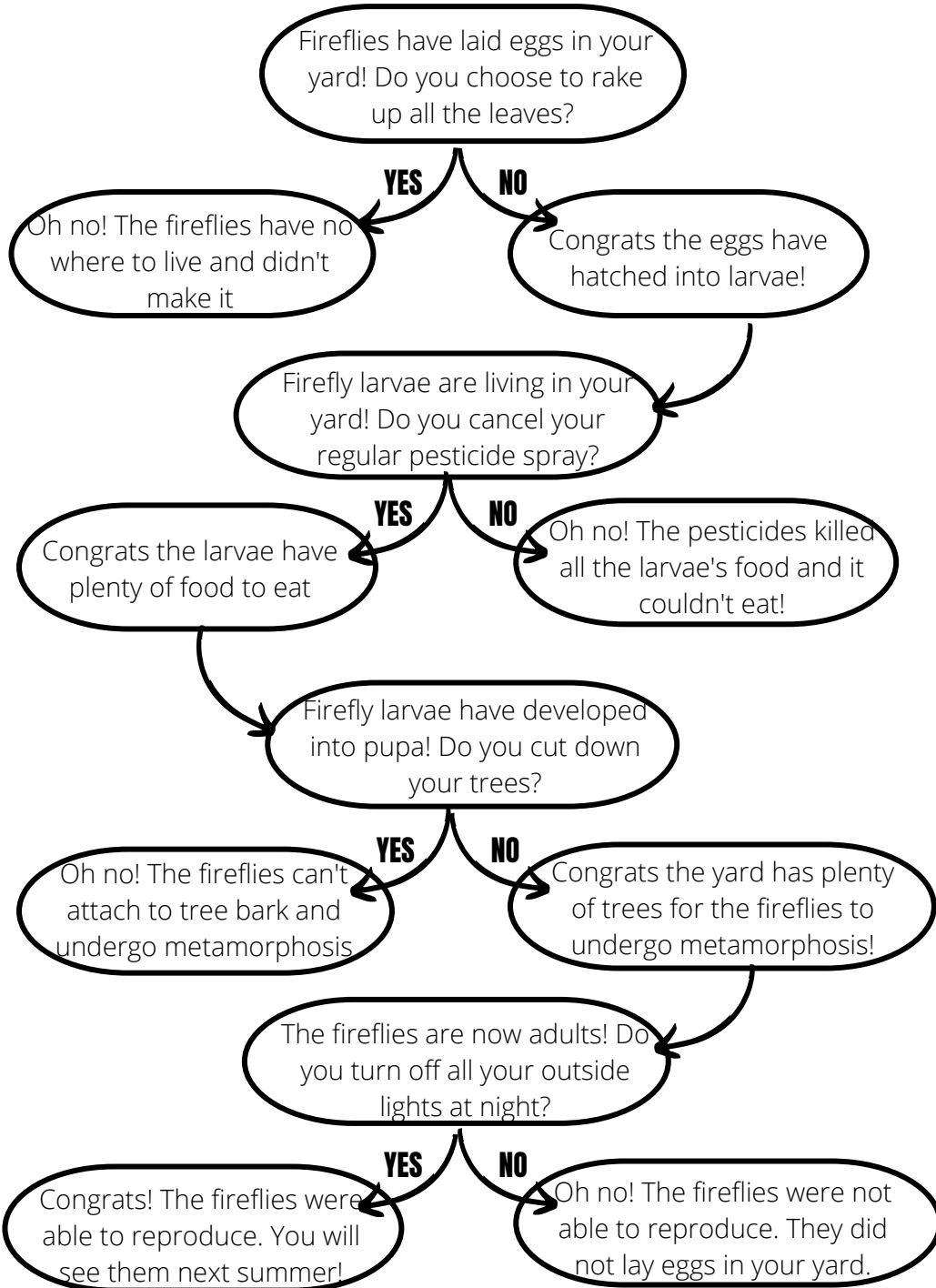


Survival of the Firefly

Color in the fireflies to bring them to life!



Can you help your firefly survive?



Down

1. Along with food and shelter, all fireflies need _____ to stay alive. They get thirsty too!

2. Having tall _____ to provide shade are important for multiple stages of the firefly life cycle. They like to hang out on branches!

3. Don't spray _____ in your yard to have a healthy firefly population. These harsh chemicals often kill fireflies and the insects and slugs they feed on as larvae.

Across

4. Part of an old tree in the woods that makes an excellent place for fireflies to lay their eggs. Leave that _____ in place for firefly habitat!

5. Turning _____ off at night makes it easier for fireflies to see each other flashing. When it's dark in the summer you can watch the fireflies glow!

6. When _____ fall out of trees, they provide fireflies a place to lay their eggs and hide underneath. Don't rake up this natural habitat!